

New Birth of Freedom Council

Boy Scouts of America

Life to Eagle Seminar



BOY SCOUTS OF AMERICA®

Prepared. For Life.™

Seminar Objectives

- To review the requirements for Eagle rank
- To discuss the Eagle Service Project Workbook
- To review Eagle application process
- To discuss the Eagle Court of Honor
- To answer any questions from Scouts & parents
- To understand time commitment

To Avoid Any Surprises!





The Steps From Life To Eagle





What you need to know
to get from here

To here

Before your 18th Birthday



BOY SCOUTS OF AMERICA®

Prepared. For Life.™

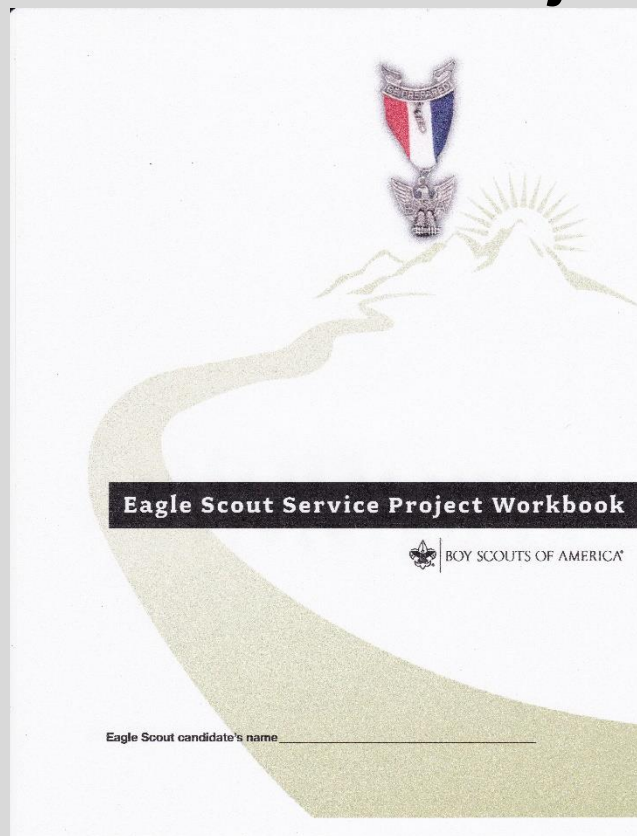
As soon as you have earned this



BOY SCOUTS OF AMERICA®

Prepared. For Life.™

You should obtain this: Eagle Scout Service Project Workbook



<http://www.scouting.org>



BOY SCOUTS OF AMERICA®

Prepared. For Life.™

What is needed to advance to the Rank of Eagle Scout ?

While a Life Scout you must ;

- Be active in your Unit for 6 months
- Demonstrate Scout Spirit
- Earn 21 Total Merit Badges
 - 13 required plus 8 additional
- 6 months of Responsibility
- Complete a Service Project
 - Plan, develop, & provide leadership to others during the project.
- Scoutmaster or Crew Advisor Conference



*Where NOT to look for your
Eagle Scout Service Project*

**Blood, Food
or Shelter Drives**

**Routine
Labor**

BSA

A business

An individual



BOY SCOUTS OF AMERICA®

Prepared. For Life.™

Where you can look for your Eagle Scout Service Project

Schools

CHURCHES

Parks

**Senior
Centers**

Townships & Boroughs



BOY SCOUTS OF AMERICA®

Prepared. For Life.™

The Eagle Scout Service Project should fulfill

Five Elements



BOY SCOUTS OF AMERICA®

Prepared. For Life.™

- ❖ **1. It should provide sufficient opportunity to meet the Eagle Scout service project requirement:**

You must show that planning, development, and leadership will take place; and how these factors will benefit a religious institution, a school, or your community.



❖ 2. It appears to be feasible.

You must show the project is realistic for you to complete.



❖ 3. Safety issues will be addressed:

You must show you have an understanding of what must be done to guard against injury, and what will be done if someone does get hurt.



❖ 4. Action steps for further detailed planning are included:

You must make a list of the key steps you will take to make sure your plan has enough details to be carried out successfully.



❖ 5. You are on the right track with a reasonable chance for a positive experience.

You are going to have fun and remember your Eagle Project for the rest of your life.



The Eagle Scout Service Project Workbook

Remember this is a *very important* part of the Eagle Scout process.

This is the “*first impression*” that your Project’s Benefactor, Unit Leader, Unit Committee and the District Committee has of *you* and *your project*.



The Eagle Scout Service Project Workbook

Eagle Scout Service Project Workbook **must** be used for this requirement

The District Advancement Committee ***requires*** that the Project Workbook be submitted in a Three (3) – Ring Binder.



Leadership is a Key Word

Leadership plays a vital part in your project so be certain to include how you will show leadership skills throughout your project.



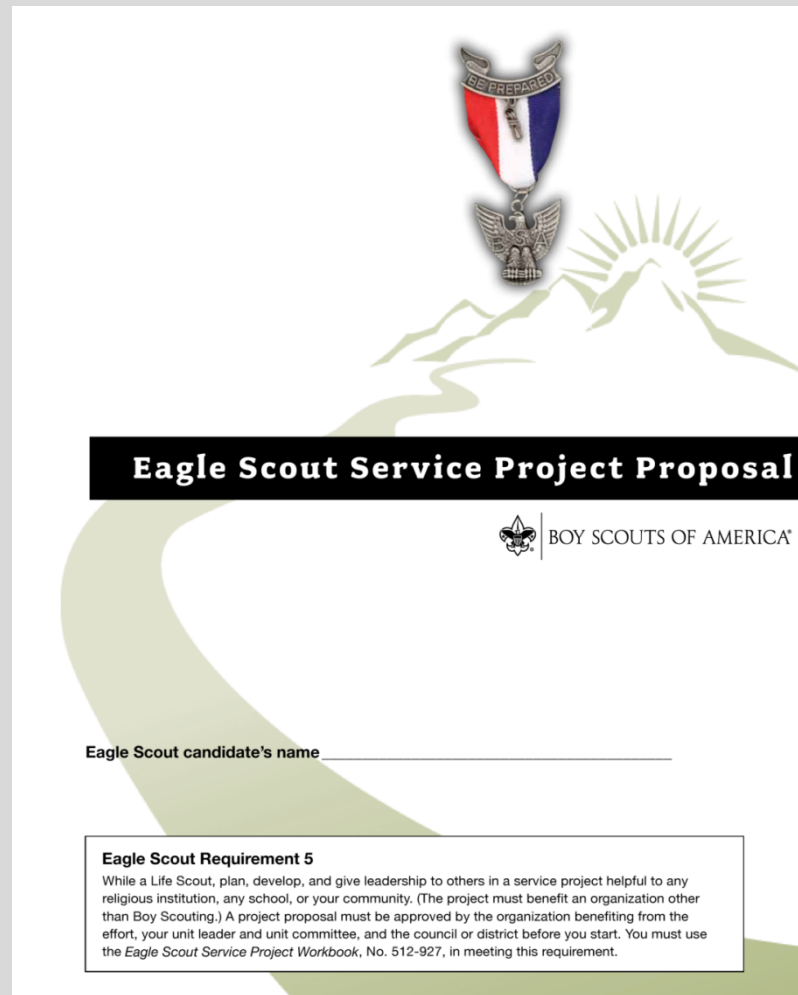
What does the Write Up need to include....?



BOY SCOUTS OF AMERICA®


Prepared. For Life.™

Eagle Scout Service Project Proposal



The form cover features the Eagle Scout emblem at the top center, which includes a shield with the motto 'BE PREPARED' and a key. Below the emblem is a stylized illustration of a mountain range with a sun rising behind the peaks. A large, light green swoosh graphic curves across the bottom half of the page.

Eagle Scout Service Project Proposal

 BOY SCOUTS OF AMERICA®

Eagle Scout candidate's name _____

Eagle Scout Requirement 5
While a Life Scout, plan, develop, and give leadership to others in a service project helpful to any religious institution, any school, or your community. (The project must benefit an organization other than Boy Scouting.) A project proposal must be approved by the organization benefiting from the effort, your unit leader and unit committee, and the council or district before you start. You must use the *Eagle Scout Service Project Workbook*, No. 512-927, in meeting this requirement.



BOY SCOUTS OF AMERICA®

Prepared. For Life.™

What does the Proposal need to include....?

- Project Description and its Benefit
- How Leadership is given
- Materials, Supplies and Tools
- Permits and Permissions
- Preliminary Cost Estimate
- Project Phases
- Logistics
- Safety Issues
- Further Planning



The Proposal also needs to include....

Your signature and date at the Candidate's Promise

Then Get approval from:

Unit Leader

Unit Committee

Benefactor of the Project

and then on to the:

District Advancement Committee Member



**Start Working on your
Project and complete the
Final Write up....**



BOY SCOUTS OF AMERICA®

Prepared. For Life.™


Carrying out the project....

Record the progress of your project;
Keep records of how much time you and all workers spend planning and carrying out the project.



Carrying out the project....

1. List who besides yourself will work on the project;
2. the days they worked;
3. the number of hours they worked each day;
4. and the total length of time others assisted on the project.
5. You should turn these numbers in to your Unit Advancement Chair to track Service Hours for the advancement of the other Scouts.

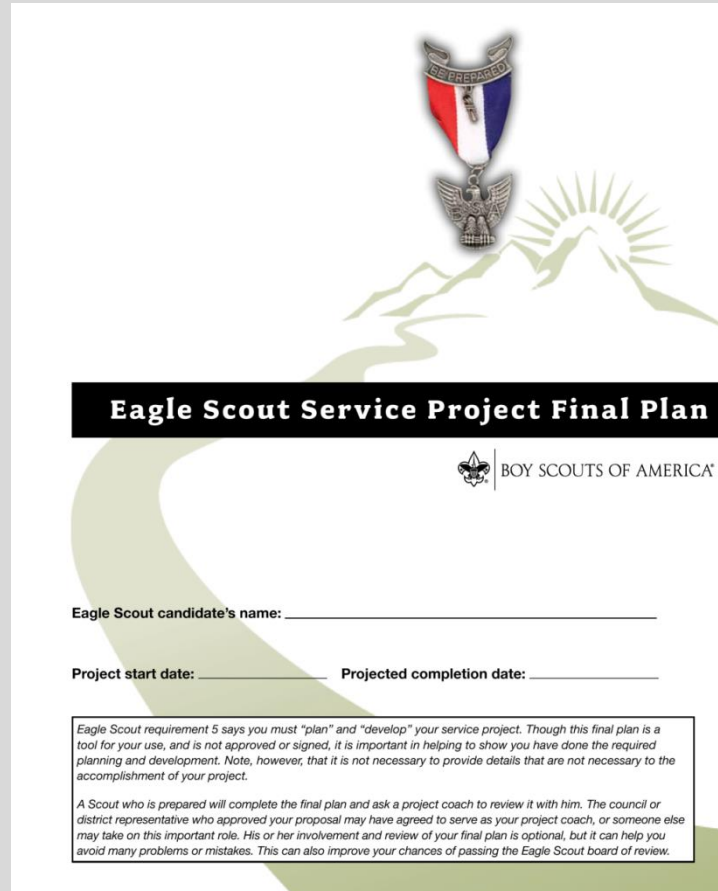


Carrying out the project.... And Final Plan

Work Processes - Prepare a step-by-step list of what must be done and how everything will come together: Consider asking your project coach for assistance with this.



What does the Final Plan need to include....?



The image shows the cover of the 'Eagle Scout Service Project Final Plan' form. At the top center is the Eagle Scout emblem, featuring an eagle with wings spread, holding a shield with the words 'BE PREPARED' on a banner. Below the emblem is a stylized green mountain range with a sunburst rising behind it. A black horizontal bar with white text reads 'Eagle Scout Service Project Final Plan'. Below this bar is the Boy Scouts of America logo and the text 'BOY SCOUTS OF AMERICA'. The form includes two lines for 'Eagle Scout candidate's name:' and 'Project start date:' followed by 'Projected completion date:'. At the bottom, there is a boxed area containing two paragraphs of text explaining the purpose and requirements of the final plan.

Eagle Scout Service Project Final Plan

BOY SCOUTS OF AMERICA

Eagle Scout candidate's name: _____

Project start date: _____ Projected completion date: _____

Eagle Scout requirement 5 says you must "plan" and "develop" your service project. Though this final plan is a tool for your use, and is not approved or signed, it is important in helping to show you have done the required planning and development. Note, however, that it is not necessary to provide details that are not necessary to the accomplishment of your project.

A Scout who is prepared will complete the final plan and ask a project coach to review it with him. The council or district representative who approved your proposal may have agreed to serve as your project coach, or someone else may take on this important role. His or her involvement and review of your final plan is optional, but it can help you avoid many problems or mistakes. This can also improve your chances of passing the Eagle Scout board of review.



BOY SCOUTS OF AMERICA®

Prepared. For Life.™

What does the Final Plan need to include....?

- **Comments From Your Proposal Review**
- **Project Description and Benefit—
Changes From the Proposal.**



What does the Final Plan need to include cont....?

- **Present Condition or Situation**
- **Project Phases**
- **Work Processes**
- **Permits and Permissions**
- **Materials**
- **Supplies**



What does the Final Plan need to include cont....?

- **Tools**
- **Expenses and Revenue**
- **Giving Leadership**
- **Logistics**
- **Safety**
- **Contingency Plans**



What does the Final Plan need to include cont....?

- **Comments From Your Project Coach About Your Final Plan**

If appropriate, include photographs of the area before you begin your project.

Providing before-during and-after photographs of your project area can give a clear example of your effort.



How is the project to be funded?

Will you need an Eagle Scout Service Project Fundraising Application?

The Eagle Scout Service Project Fundraising Application must be used in obtaining approval for service project fundraising or securing donations of materials in excess of \$1000.00.



The Final Write up....



The image shows the cover of the 'Eagle Scout Service Project Final Plan' form. At the top center is the Eagle Scout emblem, featuring an eagle with wings spread, holding a shield with the motto 'BE PREPARED'. Below the emblem is a stylized green mountain range with a sun rising behind it. A black horizontal bar with white text reads 'Eagle Scout Service Project Final Plan'. Below this bar is the Boy Scouts of America logo and the text 'BOY SCOUTS OF AMERICA'. The form includes two lines for 'Eagle Scout candidate's name:' and 'Project start date:' followed by 'Projected completion date:'. A boxed section contains instructions: 'Eagle Scout requirement 5 says you must "plan" and "develop" your service project. Though this final plan is a tool for your use, and is not approved or signed, it is important in helping to show you have done the required planning and development. Note, however, that it is not necessary to provide details that are not necessary to the accomplishment of your project.' Below this is another boxed section: 'A Scout who is prepared will complete the final plan and ask a project coach to review it with him. The council or district representative who approved your proposal may have agreed to serve as your project coach, or someone else may take on this important role. His or her involvement and review of your final plan is optional, but it can help you avoid many problems or mistakes. This can also improve your chances of passing the Eagle Scout board of review.'

Eagle Scout Service Project Final Plan

BOY SCOUTS OF AMERICA®

Eagle Scout candidate's name: _____

Project start date: _____ Projected completion date: _____

Eagle Scout requirement 5 says you must "plan" and "develop" your service project. Though this final plan is a tool for your use, and is not approved or signed, it is important in helping to show you have done the required planning and development. Note, however, that it is not necessary to provide details that are not necessary to the accomplishment of your project.

A Scout who is prepared will complete the final plan and ask a project coach to review it with him. The council or district representative who approved your proposal may have agreed to serve as your project coach, or someone else may take on this important role. His or her involvement and review of your final plan is optional, but it can help you avoid many problems or mistakes. This can also improve your chances of passing the Eagle Scout board of review.

11



The Final Write up cont....

Summary – What went well and what was a challenge?

Changes – What changes were made during the project?

Leadership – In what ways was leadership demonstrated, what was difficult and rewarding as a leader and what leadership skills were developed?



The Final Write up cont....

Materials, Supplies, Tools – Were there shortages or overages of material supplies or tools?

Funding – How much was collected and how much spent? If excess funds, what was done with them? Were donors thanked?

Photos and Other Documentation – Attach photos (before, during, after), maps and other documentation and printed materials.



Final Write up cont....

Candidate's Promise – Signature and date on your honor that the project was completed as reported.

Completion Approvals – Signature and date for Beneficiary name and Unit Leader name.



Final Write up cont....

Hours you and all workers spent working on the project

The length of time spent should be as adequate as is necessary to demonstrate leadership of two or more individuals in planning and carrying out the project.

There is not a specific amount of time that must be spent on the project.



What *MUST* be done *BEFORE* you turn 18?

All requirements, except the Board of Review, must be completed prior to your 18th birthday.

Completed Eagle Scout Rank Application and the completed project workbook must be turned into the Council Service Center

DO NOT DELAY. Time does run out.



Special note regarding the Eagle Scout Application



REQUIREMENT 4. While a Life Scout, serve actively for a period of six months in one or more of the following positions of responsibility. List only those positions served after Life board of review date.
 Boy Scout troop, Patrol leader, assistant senior patrol leader, senior patrol leader, troop guide, Order of the Arrow troop representative, den chief, scribe, librarian, quartermaster, junior assistant Scoutmaster, chaplain aide, instructor, historian, Venture patrol leader
 Varsity Scout team, Captain, co-captain, program manager, squad leader, team secretary, librarian, quartermaster, chaplain aide, instructor, den chief, Order of the Arrow team representative
 Venturing crew/ship, President, vice president, secretary, treasurer, den chief, quartermaster, historian, guide, boatswain, boatswain's mate, yeoman, punser, storerooper

Date of Life Scout board of review

Position _____ FROM TO

Position _____ FROM TO

REQUIREMENT 5. While a Life Scout, plan, develop, and give leadership to others in a service project held to any religious institution, any school, or your community. The project idea must be approved by your Scoutmaster and troop committee and by the council or district before you start. You must use the Eagle Scout Leadership Service Project Workbook, No. 18-927, in meeting this requirement.

Project name: _____ Date project was completed

Grand total of hours: _____ (from page 10 of Eagle Scout Leadership Project Workbook)

REQUIREMENT 6. Take part in a Scoutmaster conference (with Scoutmaster, Coach, or Advisor). Attach to this application a statement of your ambitions and the purpose and a listing of positions held in your religious institution, school, camp, community, or other organizations during which you demonstrated leadership skills. Include honors and awards received during this service.

Date conference was held

CERTIFICATION BY APPLICANT. On my honor as a Scout/Venturer, all statements on this application are true and correct. All requirements were completed prior to my 18th birthday.

Signature of applicant _____ Telephone _____ Date

UNIT APPROVAL (personal signatures required)

Signature of unit leader _____ Telephone _____ Date

Scoutmaster, Coach, or Advisor

Signature of unit committee chair _____ Telephone _____ Date

BSA LOCAL COUNCIL CERTIFICATION. According to the records of this council, the applicant is a registered member of this unit and this application is approved as accurate.

Signed _____ Position _____ Date

EAGLE SCOUT BOARD OF REVIEW. The applicant appeared before the Eagle Scout board of review on this date, and this application was approved.

Review date This date will be used on the Eagle Scout credentials.

Signature of Eagle Scout board of review chairman _____ Signature of council/district board representative (if applicable) _____

I certify that all procedures, as outlined in Advancement Committee Policies and Procedures, have been followed. I approve this application.

Scout Executive _____ Date

Presentation of the rank may not be made until the Eagle Scout credentials are received by the BSA local council.

NATIONAL EAGLE SCOUT ASSOCIATION. The National Eagle Scout Association is a fellowship of men who have achieved the Eagle Scout rank. Membership embraces the top achievers of the Boy Scouts of America. Benefits include a subscription to *EagleStar*, the journal kept by NESEA members informed on Scouting in general and Eagle Scouting in particular.

Applications are available at your local council service center.
 Regular five-year memberships are \$25. Life memberships are \$180.

EDITIONS OF THIS APPLICATION PREVIOUS TO THE 2008 REVISION SHOULD NOT BE USED.

58-728A
 2008 Boy Scouts of America

EAGLE SCOUT SERVICE VALIDATION



BOY SCOUTS OF AMERICA®

Prepared. For Life.™

Special note regarding the Eagle Scout Application

Please pay close attention to the **CERTIFICATION** following Requirement #6 on the reverse side of the Application.

Life Ambition and Leadership essay

An Eagle Scout Application is not complete without this information and it will cause a delay in the application being processed.



Signatures and Approvals

Prior to submitting the application to Council be sure that the following is completed.

- Application is signed by the Scout the Unit Leader and Committee Chair.
- Unit committee reviews and approves the records of the Eagle Scout Candidate.

If unit leader and/or committee signatures are missing this may delay the Eagle Candidates Final Board of Review




Helpful Hint

Do not wait until the last minute to verify merit badge dates. Start this process while you are still working on your project to allow the Troop Committee Advancement Chair to obtain any missing information. You do not have to earn all Merit Badges before starting the project, but it helps.



PID No. _____ (Required)



EAGLE SCOUT RANK APPLICATION

TO THE EAGLE SCOUT RANK APPLICANT: This application is to be completed after you have completed all requirements for the Eagle Scout rank. Print in ink or type all information. List the month, day and year for all dates. When using computer data blocks list the date July 8, 1970, as 07 (for July) 08 (for day) 70 (for year). When you have completed this application, sign it and submit it to your unit leader.

FOR COUNCIL USE ONLY

COUNCIL NO.	TYPE OF UNIT
REGION C, N, S, W	NATIONAL NO.
NAME ON OFFICIAL REGISTRATION	

LIST YOUR FULL LEGAL NAME (UP TO 30 CHARACTERS ONLY).

 Street or R.F.D. Address

 City, State, Zip

 Telephone (including area code)

 Troop, team, crew, or ship Local No. _____
 City, State, Zip _____

Date joined a Boy Scout troop _____
 Date became a Varisty Scout _____
 Date became a Venturer _____
 Date of First Class Scout board of review _____
 Date of Star Scout board of review _____

Were you a Cub Scout? _____ Yes I No
 Were you a Webelos Scout? _____ Yes I No
 Did you earn the Arrow of Light Award? _____ Yes I No
 Had you completed 8th grade upon joining? _____ Yes I No

AGE REQUIREMENT ELIGIBILITY. Merit badges, badges of rank, and Eagle Palms may be earned by a registered Boy Scout, Varisty Scout, or Venturer. He may earn these awards until his 18th birthday. Any Venturer who achieved the First Class rank as a Boy Scout in a troop or Varisty Scout in a team may continue working for the Star, Life, and Eagle Scout ranks and Eagle Palms while registered as a Venturer up to his 18th birthday. Scouts and Venturers who have completed all requirements prior to their 18th birthday may be reviewed within three months after that date with no explanation. Boards of review conducted between three and six months after the candidate's 18th birthday must be progressed by the local council. A statement by an adult explaining the reason for the delay must be attached to the Eagle Scout Rank Application when it is submitted to the Eagle Scout Service. The Boy Scout Division at the national office must be contacted for procedures to follow if a board of review is to be conducted more than six months after a candidate's 18th birthday.

A Scout or Venturer with a disability may work toward rank advancement after he is 19 years of age. See Advancement Committee Policies and Procedures for details.

REQUIREMENT 1. Be active in your troop, team, crew, or ship for a period of at least six months after you have achieved the rank of Life Scout.

REQUIREMENT 2. Demonstrate that you live by the principles of the Scout Oath and Law in your daily life. List the names of individuals who know you personally and would be willing to provide a recommendation on your behalf.

Name	Address	Telephone

Parents/guardians _____
 Religious _____
 Educational _____
 Employer (if any) _____
 Two other references _____

REQUIREMENT 3. Earn a total of 21 merit badges (required badges are listed). List the month, day, and year the merit badge was earned.


MERIT BADGE	DATE EARNED	UNIT NO.	MERIT BADGE	DATE EARNED	UNIT NO.	MERIT BADGE	DATE EARNED	UNIT NO.
1 CAMPING			8 FIRST AID		15			
2 CITIZENSHIP IN THE COMMUNITY			*9 CYCLING OR HIKING OR SWIMMING		16			
3 CITIZENSHIP IN THE NATION			10 PERSONAL MANAGEMENT		17			
4 CITIZENSHIP IN THE WORLD			*11 PERSONAL FITNESS		18			
5 COMMUNICATIONS			12 FAMILY LIFE		19			
*6 EMERGENCY PREPAREDNESS OR LIFESAVING		13			20			
7 ENVIRONMENTAL SCIENCE		14			21			

*These merit badges not earned. If a crossed-out badge was earned, it may be reinstated in 13 through 21.
 Four of these required merit badges were earned for the Star Scout rank and three more were earned for the Life Scout rank.
 (Effective April 1, 1990.)



Reference Letter Helpful Hint

PID No. _____ (Required)



EAGLE SCOUT RANK APPLICATION

TO THE EAGLE SCOUT RANK APPLICANT: This application is to be completed after you have completed all requirements for the Eagle Scout rank. Print in ink or type all information. List the month, day, and year for all dates. When using computer data blocks list the date July 8, 1970, as 07 (for July) 08 (for day) 70 (for year). When you have completed this application, sign it and submit it to your unit leader.

FOR COUNCIL USE ONLY

COUNCIL NO.	TYPE OF UNIT
REGION	NATIONAL NO.
C, N, S, W	
NAME ON OFFICIAL REGISTRATION	

LIST YOUR FULL LEGAL NAME (UP TO 30 CHARACTERS ONLY)

Street or R.F.D. Address _____
 City, State, Zip _____
 Telephone (including area code) _____
 Troop, Team, Crew, or Ship _____ Local No. _____
 City, State, Zip _____

Date joined a Boy Scout troop _____
 Date became a Varsity Scout _____
 Date became a Venturer _____
 Date of First Class Scout board of review _____
 Date of Star Scout board of review _____

Month	Day	Year

Were you a Cub Scout? _____ Yes | No
 Were you a Webelos Scout? _____ Yes | No
 Did you earn the Arrow of Light Award? _____ Yes | No
 Had you completed 8th grade upon joining? _____ Yes | No

AGE REQUIREMENT ELIGIBILITY: Merit badges, badges of rank, and Eagle Palms may be earned by a registered Boy Scout, Varsity Scout, or Venturer. He may earn these awards until his 18th birthday. Any Venturer who achieved the First Class rank as a Boy Scout in a troop or Varsity Scout in a team may continue working for the Star, Life, and Eagle Scout ranks and Eagle Palms while registered as a Venturer up to his 18th birthday. Scouts and Venturers who have completed all requirements prior to their 18th birthday may be reviewed within three months after that date with no explanation. Boards of review conducted between three and six months after the candidate's 18th birthday must be progressed by the local council. A statement by an adult explaining the reason for the delay must be attached to the Eagle Scout Rank Application when it is submitted to the Eagle Scout Service. The Boy Scout Division at the national office must be contacted for procedures to follow if a board of review is to be conducted more than six months after a candidate's 18th birthday.

A Scout or Venturer with a disability may work toward rank advancement after he is 18 years of age. See Advancement Committee Policies and Procedures for details.

Date of birth _____
 Date of Life Scout board of review _____

REQUIREMENT 1: Be active in your troop, team, crew, or ship for a period of at least six months after you have achieved the rank of Life Scout.

REQUIREMENT 2: Demonstrate that you live by the principles of the Scout Oath and Law in your daily life. List the names of individuals who know you personally and would be willing to provide a recommendation on your behalf.

Name	Address	Telephone
Parent/guardian	_____	_____
Religious	_____	_____
Educational	_____	_____
Employer (if any)	_____	_____
Two other references	_____	_____

REQUIREMENT 3: Earn a total of 21 merit badges (required badges are listed). List the month, day, and year this merit badge was earned.

MERIT BADGE	DATE EARNED	UNIT NO.	MERIT BADGE	DATE EARNED	UNIT NO.	MERIT BADGE	DATE EARNED	UNIT NO.
1 CAMPING			8 FIRST AID		15			
2 CITIZENSHIP IN THE COMMUNITY			9 CYCLING OR RIKING OR SWIMMING		16			
3 CITIZENSHIP IN THE NATION			10 PERSONAL MANAGEMENT		17			
4 CITIZENSHIP IN THE WORLD			11 PERSONAL FITNESS		18			
5 COMMUNICATIONS			12 FAMILY LIFE		19			
6 EMERGENCY PREPAREDNESS OR LIFESAVING			13		20			
7 ENVIRONMENTAL SCIENCE			14		21			

*Dates not badges not earned. If a crossed-out badge was earned, it may be reentered in 13 through 21. Four of these required merit badges were earned for the Star Scout rank and three more were earned for the Life Scout rank. Effective April 1, 1990.

Be sure to get permission from the people that you list as references on your application and let them know the importance of the reference and the need for a quick response.

- * Verify correct address
- * Educational individuals may not check school mail during summer months. A delay may result.

Eagle Candidate is not to be involved in this process other than to provide the names on the application.



BOY SCOUTS OF AMERICA®

Prepared. For Life.™

Completed Application

Reminder - Be sure to turn in the application and completed workbook to the council Service Center as soon as possible following your Scoutmaster conference.

Application contents will be verified by the Council Office.

The council Service Center will send letters of reference for return to the District Advancement Committee Chairperson.



After Verification

- District Advancement Committee receives the completed project upon verification of application contents.
- Upon receipt of references, the District Advancement Committee and the unit leaders will set up the Board of Review for the Eagle Candidate.



Eagle Scout Board of Review

- **Composed of at least 3 members but no more than 6 members total.**
- **District Committee will provide two members for the Board.**
- **One District member will serve as the Committee Chairperson for the Board.**
- **Family members, Scoutmasters, Assistant Scoutmasters may NOT be a member of the Board.**



Eagle Scout Board of Review

- Members of the Board must have an understanding of the importance of the Rank of Eagle but do not need to be registered in Scouts.
- The Board will review the Candidate's Application, references and project prior to meeting with the candidate.
- Candidate should expect the Board of Review to last 45 to 60 minutes.
- You may bring your Parents with you but they may NOT sit in or participate in the Board of Review.

- RELAX – this is not a test but a review-



Eagle Scout Board of Review

cont.

- Full Field Uniform (Class A Uniform) is not required, however appropriate dress is expected.
- You should bring your Boy Scout Handbook
- Candidate is introduced to the committee by the Unit Leader
- Unit Leader may stay but *DOES NOT* actively participate in the Board of Review



After the Board of Review

Upon completion –

- **The committee will discuss the acceptability of the candidate as an Eagle Scout.**
- **The candidate is then given the decision of the committee immediately.**
- **This is where the candidates family get to come in.**



IF Not Approved..

- **If denied, a reason must be given, in writing, to the candidate immediately along with what needs to be done to meet the requirements within a given period of time.**
- **If the Scout disagrees with the denial, an appeal can be made.**



Approved

- **Immediately upon completion of the Board of Review, if approved, the application is signed by the District Representatives.**
- **The Eagle Application and Eagle Scout Service Project Workbook are resubmitted to the Council Service Center by the Advancement Committee Chair.**



Council Process

- **Application is now signed by the Council Scout Executive to certify that all of the proper procedures have been followed.**
- **Application is then forwarded to the National Eagle Scout Service at the National BSA Office in Irving, TX.**



Final Step... on to National

- **Eagle Scout Service screens the application**
- **Any missing signatures or dates that do not match will cause delay.**
- **If all information is in order, the Scout is then certified as an Eagle Scout by the Eagle Scout Service Committee on behalf of the National Council**



When can I get my Eagle Rank?

- ❖ Eagle Award may not be sold to the Unit until the Eagle Scout Certificate is received from the National Office of the BSA. (2 - 6 weeks turnaround)
- ❖ Eagle Scout Court of Honor should not be scheduled until the Local Council receives the Eagle Scout Rank Credentials.



**Congratulations
You Are Now An
Eagle Scout**



BOY SCOUTS OF AMERICA®

Prepared. For Life.™

What's Next?



BOY SCOUTS OF AMERICA®

Prepared. For Life.™



Your

Court of Honor



BOY SCOUTS OF AMERICA®

Prepared. For Life.™

This is YOUR day!

**The accumulation of many hours
of hard work!**

**A Court of Honor is a public ceremony to
recognize the Scout for the successful
achievement and to describe the
importance of the Eagle program to
relatives and friends.**



BOY SCOUTS OF AMERICA®

Prepared. For Life.™

Eagle Scout Court of Honor

Be *PROUD* of your accomplishments

Be sure to display your achievements, Merit Badges earned, and most of all your Eagle Scout Service Project Notebook.



BOY SCOUTS OF AMERICA®

Prepared. For Life.™

Eagle Court of Honor Resources

Your Unit Advancement Chair

National BSA Web Site:

<http://www.scouting.org>

Eagle Scout Web Site:

<http://www.eaglescout.org>

Scouter Web Site: <http://www.scouters.com>



BOY SCOUTS OF AMERICA®

Prepared. For Life.™



**Remember
“Once an Eagle –
Always an Eagle”
Wear it Proudly**



BOY SCOUTS OF AMERICA®

Prepared. For Life.™

Your not finished yet; next comes the Eagle Banquet

***Each year, the Eagle Scouts of
the previous year are presented
at the Annual Eagle Banquet.***





There you will meet with Eagle Scouts from all across the New Birth of Freedom Council to enjoy fellowship prior to the main program of the evening.



BOY SCOUTS OF AMERICA®

Prepared. For Life.™

An Eagle Scout will be selected to give a short presentation about their Scouting career, their project and future career choice.



BOY SCOUTS OF AMERICA®

Prepared. For Life.™